

Literacy Strategies for Pupils with Dyslexia



Use highlighters in comprehension tasks to avoid having to look for information again.



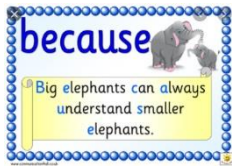
Have a Visual nearby with letter formation reminders to help with letter reversals.



Use an overlay if the text does not clear or appears to jump around.




Have a Visual nearby for the different graphemes for vowels or consonant digraphs.



Use mnemonics for spelling tricky words.



Use a multisensory approach for learning spelling words — alphabet arc, chunky letters, writing in sand/foam, actions connected to tricky words or spelling games.



Try an ACE dictionary




Have an anchor chart or bookmark with reading strategy prompts during reading activities.



Have a key Vocabulary mat nearby during Writing activities.



Have mini whiteboards or a notepad at the desk to check if spelling is right before writing in a jotter.



Use a reading ruler to keep place while reading.



Use mind maps to organise and record ideas



Use writing plans or writing frames or Storyboards to plan pieces of writing.



Use a computer to type work. Improve typing skills by playing typing games.



Immersive Reader

Try computer software or apps that read text aloud.



Orally recording ideas using apps or Other recording devices.



Break long tasks down into shorter chunks