









Soft landing example

Using visuals provides a concrete reference and predictability for the pupil. They don't have a tone of voice or body language to interpret and therefore provide a consistent message to the pupil.

Step	Visual	Notes	
1.	 Arrive at school	If possible, have consistency in the person who greets the child, if this differs from day to day, ensure the child knows who will meet them the day before, a visual will help. Meet the child with the activity they had planned to complete as a prompt. <i>"We focus on relationships because they shape who we are and are key to our development as human beings."</i> <i>solihullapproachparenting.com</i>	
2.	 Family Room	Transition straight to an alternative environment if one is being used rather than applying demands of following arrival routines in the classroom.	
3.	 Snack and drink	Providing a snack and a drink is meeting the child's physiological needs (links to Maslow's Hierarchy of Need). It shares the message that you care. The adult can partake in a snack and drink also.	
4.	 Activity	Ask the child to choose the activity they wish to complete before they leave the day before. This will provide predictability for them in the morning. Staff may wish to create a choice board of appropriate activities they are happy to offer.	
5.	 Colour Monster Check In	 Timetable	An emotional check in allows both the child and adult to identify how they are feeling, linking to containment and reciprocity in the Solihull Approach Model. The timetable and check in can be completed together. Please see STLS check in, check-up, check out resource.
6.	 Timetable	If not completed at step 5, go through the timetable for the day so the child has a clear understanding of what is ahead. This is appropriate even when there is a whole class visual timetable in place.	
7.	 Classroom	Transition back into the classroom, key adult who has completed the soft landing to settle child or remain with child for at least 5 minutes if there is a change of support.	



