



Sample Workstation Activity; Phonics

CVC word building activities can be useful consolidation activity for children that are learning to read and are beginning to recognise the graphemes. Initially, whilst they are still learning these it is likely that the level 1 phonic activity will be most suitable, allowing them to match the letters and become familiar with their shapes. As they become more confident, this could be extended to the level 2 activity; finding the initial sound, building up to the child building the whole word.

For some children, particularly visual learners, they may be learning the words by sight. For these children, whole word learning, shown here in levels 1-4 will be useful to build up the words they are able to read. In this instance I am using CVC words, however, you may like to use words that are useful day to day for the child to be able to read. High frequency words can be included, but it can be difficult to find a corresponding picture for these.

This is an example using 6 simple CVC words to get you started, and can be used as a template to make your own. Be cautious when choosing your pictures- some pictures can be interpreted to be multiple words (e.g. on this board I have 'can' but this could also be 'tin'. Pre teaching the baseboard to the child and telling them what the picture means can support this (this may require several attempts).

When using this resource within a workstation this could be one of several baseboards that are rotated each containing different words from the phonics phase that they are secure in.


If a child does not have the phonic ability to access this resource, or has been observed struggling with even the basic level then you may need to look back at phase 1 of letters and sounds for activities to support them. Sorting objects by initial sound, matching pictures of words that rhyme may be alternative activities to consider.



pin



pan



sit



tap



can



mat

Letter cards


p	i	n	p	a	n	s	i	t
t	a	p	c	a	n	m	a	t



___ in



___ an



___ it



___ ap




___ an




___ at

Letter Cards

p	p	s
t	c	m














Letter cards


p	i	n	p	a	n	s	i	t
t	a	p	c	a	n	m	a	t



pin



pan



sit



tap



can



mat

Level 1 Matching cards



pin



pan



sit




tap



can




mat



pin



pan



sit



tap



can



mat

Level 2 Matching cards



pin



pan



sit



tap



can




mat



pin



pan



sit



tap



can



mat

Level 3 Matching cards

pin

pan

sit

tap


can

mat

CVC Word Matching Picture to Word Baseboard













Level 4 Matching cards

pin

pan

sit

tap

can

mat